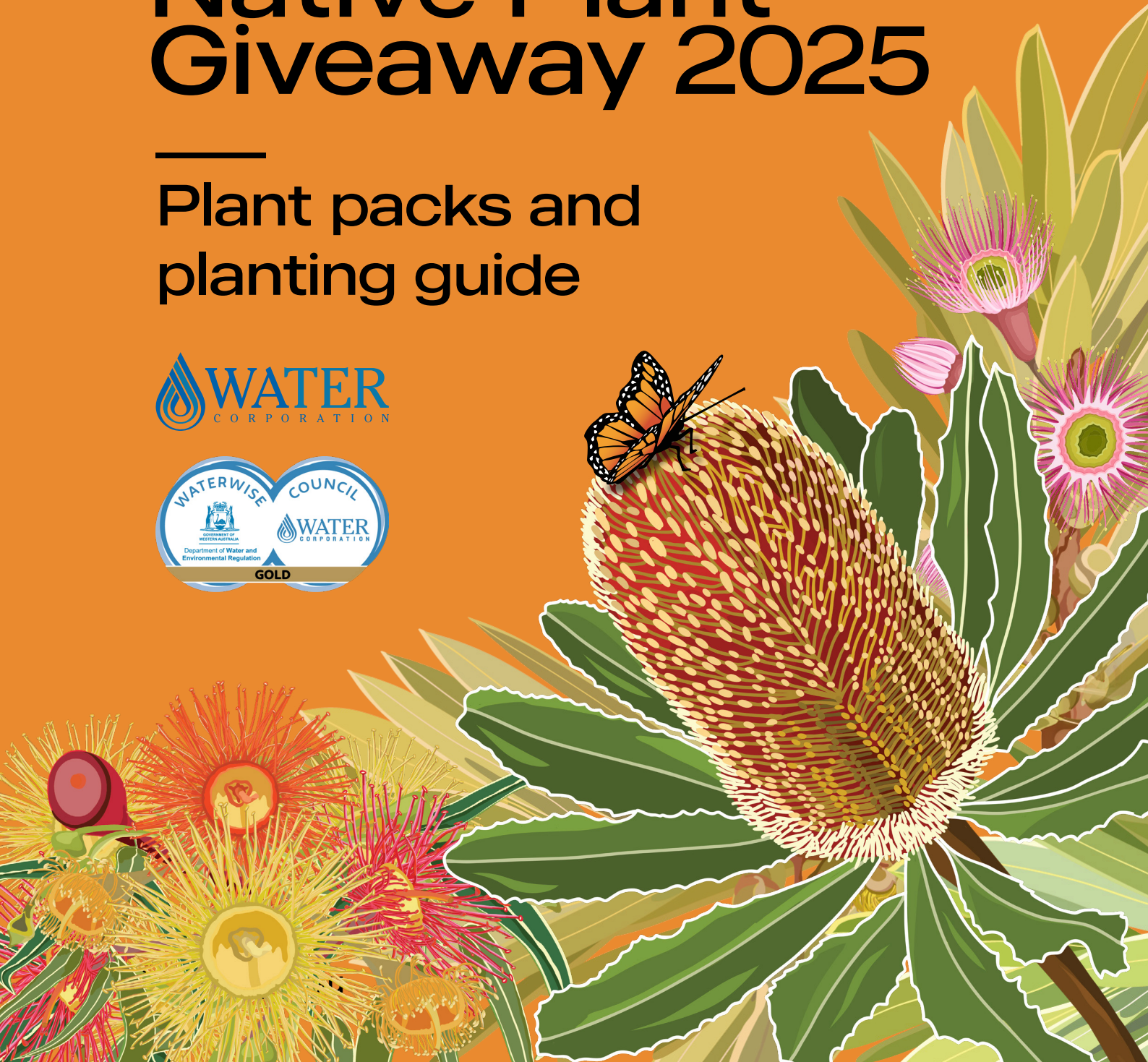


Native Plant Giveaway 2025

Plant packs and
planting guide





This initiative is proudly co-funded by Water Corporation's Waterwise Greening Scheme and forms part of our ambition for the City to be a leading waterwise community.

Plant packs

The City has curated two unique packs of 5 locally native and waterwise plants for participants of the Native Plant Giveaway initiative. These plants are suitable for our local climate and soils, are very attractive and their flowers come in a range of colours. They can also attract pollinators, birds and other wildlife into your garden.

The two plant packs offered during the Native Plant Giveaway 2024/25 include:

Waterwise verge garden pack

If you are keen to create or enhance your Waterwise Verge Garden this is the pack for you! All the plants in this pack are small and should remain under 600mm in height. This pack features colourful plants perfect for placing on your waterwise verge.

Wildflowers and habitat pack

If you are a fan of our local feathered friends and pollinators, this is the pack to choose! It's packed with a range of wonderful wildflowers and habitat plants that provide food or shelter for our local wildlife. This pack features flowering plants, shrubs and small trees that are all waterwise and native.

Habitat trees

In addition, some habitat trees will be available at each of the giveaway events for participants also interested in planting a waterwise native tree in their garden. See our tree menu on page 10 for more information about the tree seedlings on offer. A limited number of habitat trees will be available at each event.

How to apply

To be a participant of the initiative, you are required to submit an Expression of Interest and formally be accepted into the initiative by the City. Participants who are accepted in the initiative will be contacted by email about the Native Plant Giveaway events which will take place in April-May 2025. For further information contact the City at enviro@joondalup.wa.gov.au or 9400 4527.

Native seedlings are small

The native seedlings will be approximately 5 months old when you take them home. They come in small tube stock pots, that are around 50mm tall, or the size of your hand. Tube stock are more tender but will establish into stronger plants fairly quickly once planted if properly cared for.

Discover the plant lists for each of the two plant packs on the following pages!

Key

Flowering times

●	Birak	December – January
●	Bunuru	February – March
●	Djeran	April – May
●	Makuru	June – July
●	Djilba	August – September
●	Kambarang	October – November





Habitat rating

	Provides habitat and food for pollinators such as native bees, butterflies, dragonflies, ants, beetles and other native invertebrates.
	Provides habitat and food for birds such as small songbirds, wattlebirds, honeyeaters and other native birds.
	Provides habitat and food for reptiles such as skinks, bobtails and other lizards.
	Provides habitat and food for marsupials such as quenda, possums and native rats.
	Provides habitat and food for amphibians such as frogs.
	Provides habitat and food for the endangered Carnaby's Black Cockatoo and threatened Red-tailed Black Cockatoos.

Pack 1

Waterwise verge garden pack

Are you looking to get rid of your lawn, fake grass or pavement and create a waterwise and biodiverse verge garden? If the answer is yes – this is the pack for you. All these plants meet our Street Verge Guideline maximum height requirement of 600mm or less to maintain clear lines of sight. This pack has also been curated to provide habitat for small wildlife such as pollinators and lizards and contains plenty of stunning wildflowers for plenty of curb appeal.






Common Name	Ruby Saltbush
Scientific Name	<i>Enchylaena tomentosa</i>
Noongar name	Unknown
Flowering	●●● Bunuru–Makuru
Habitat 'rating'	   

A small shrub that flowers and produces small edible berries, traditionally used as bushtucker.







OR





Common Name	Emu Bush
Scientific Name	<i>Eremophila glabra</i>
Noongar name	Unknown
Flowering	●●●●● Bunuru-Birak
Habitat 'rating'	    

A fast growing groundcover with prolific yellow to red flowers.




Common Name	Dune Moses
Scientific Name	<i>Acacia lasiocarpa</i>
Noongar name	Panjang
Flowering	●●●●● Makuru – Djilba
Habitat 'rating'	   

A small shrub with dense, fluffy yellow flowers and lime-green dainty foliage.








Common Name	Grey Cottonheads
Scientific Name	<i>Conostylis candicans</i>
Noongar name	Unknown
Flowering	● Djilba
Habitat 'rating'	 

A small clumping, grass-like shrub with silver foliage and bright yellow flowers.

Common Name	Mangles Kangaroo Paw
Scientific Name	<i>Anigozanthos manglesii</i>
Noongar name	Kurulbrang
Flowering	●●● Djilba–Kambarang
Habitat 'rating'	  

A clumping, strappy-leaved plant with stunning tall red and green flowers. Mangles Kangaroo Paw is the WA state emblem.



Common Name	Creeping Boobialla
Scientific Name	<i>Myoporum parvifolium</i>
Noongar name	Unknown
Flowering	●●● Makuru–Kambarang
Habitat 'rating'	    

A prostrate, bright green groundcover that displays white flowers. Works well to suppress weeds.

Please note that depending on nursery availability and stock, species in each pack may change. Accurate and up-to-date species information will be provided inside each pack.

Pack 2

Wildlife and wildflowers pack

This pack celebrates all things wildlife and wildflowers! This pack boasts biodiversity and is suitable for your back or front garden, just not within the first 2m of your verge. This pack will provide biodiversity and habitat for local wildlife such as birds, pollinators, and might even attract some native mammals to your garden! We encourage you to also leave out a clean and safe water source for the wildlife that visit, especially during the warmer months.

Common Name **Cockie's Tongue**

Scientific Name *Templetonia retusa*

Noongar name Yackal Djarr

Flowering ●●● Djeran-Djilba

Habitat 'rating'    

A medium sized shrub with distinctive red flowers and silvery-green foliage. Adaptable to both sunny and lightly shaded positions.



Common Name **Chenille Honey myrtle**

Scientific Name *Melaleuca huegelii*

Noongar name Yowarl

Flowering ●● Kambarang-Birak

Habitat 'rating'     

A hardy large shrub that boasts attractive white and purple flowers.



Common Name **Firewood Banksia**

Scientific Name *Banksia menziesii* (dwarf)

Noongar name Bulgalla

Flowering ●●● Bunuru-Djilba

Habitat 'rating'     

An easy to grow shrub with showy red and orange flowers and silver-green foliage.

Common Name **Native Wisteria**

Scientific Name *Hardenbergia comptoniana*

Noongar name Koorla

Flowering ●●●●● Makuru - Djilba

Habitat 'rating'     

A climbing, groundcover or twining shrub with violet-purple flowers and deep green leaves.



Common Name **One-sided Bottlebrush**

Scientific Name *Calothamnus quadrifidus*

Noongar name Queitjat

Flowering ●●● Djilba-Birak

Habitat 'rating'     

A medium sized shrub with spikey green foliage, the perfect hiding spot for wildlife, and showy red flowers.



Please note that depending on nursery availability and stock, species in each pack may change. Accurate and up-to-date species information will be provided inside each pack.

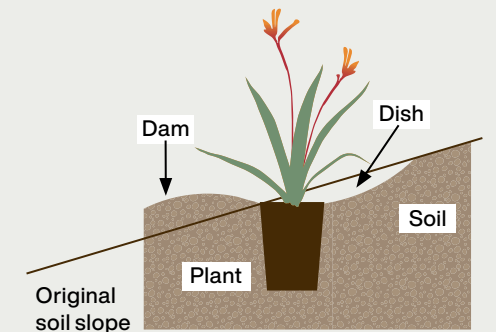


Your planting guide for success step by step



1. Dig your hole

Dig a hole at least twice as deep and wide as the size of the pot. Create a 'dish' for the plant to sit in below ground level to collect rainwater, and a 'dam' to prevent run-off.



2. Healthy Soil

Use a waterwise liquid soil wetting agent with low phosphorous and mix into the hole. Add waterwise native slow release fertilizer.



3. Plant

Tip your plant gently out of the pot and place in the hole at the same level or slightly below the surrounding soil. Fill the gaps with soil and press gently by hand to create the dish. Add coarse open waterwise mulch, such as pine bark or whole tree prunings, around the plant (maximum depth 50-75mm) keeping the mulch away from the stem.



4. Water

Help your plant settle into its new home by applying 5 litres of water per plant for the first year. If your sand is hydrophobic (e.g. water runs away and doesn't soak in) then apply some soil wetter.

5. Aftercare – watch it grow and tweak as you go

Regular watering after planting is important while the plant is being established. Water every two weeks in Spring and Autumn, and every week in Summer. Add a waterwise slow-release fertilizer onto the soil around the plant every six months to a year, until established. Some plants may need pruning over time.



6. Enjoy your garden




Sit back and enjoy your hard work and notice the benefits that your garden provides to making your neighbourhood a cool and green space for local wildlife and people on your street. You might even see a native bird species enjoying your new garden!

Free habitat trees

As part of the City’s Native Plant Giveaway 2025 you may be able to claim a free habitat tree to complement your plant pack to help increase urban tree canopy and also cool and green our suburbs.

These native tree species have been selected to increase our urban tree canopy and to also provide habitat for our local wildlife such as the endangered Carnaby’s Black Cockatoo.

Choose a native tree from our menu below!

Common Name	Candle Banksia
Scientific Name	<i>Banksia attenuata</i>
Noongar name	Biara
Maximum size	10m
Habitat 'rating'	     







A medium size tree or shrub with showy attractive yellow flowers and deep green, ornamental foliage.









Common Name	Firewood Banksia
Scientific Name	<i>Banksia menziesii</i>
Noongar name	Bulgalla
Maximum size	10m
Habitat 'rating'	     

A medium tree with beautiful red and orange flowers and deep green, ornamental foliage.



Common Name	Swamp Banksia
Scientific Name	<i>Banksia littoralis</i>
Noongar name	Pungura
Maximum size	20m
Habitat 'rating'	     

An easy to grow large tree with showy yellow to orange flowers.

Common Name	Dwarf Acorn Banksia
Scientific Name	<i>Banksia prionotes</i>
Noongar name	Manyret
Maximum size	10m
Habitat 'rating'	     

A medium sized tree with bright orange flowers and ornamental foliage. Suitable for well-draining pots.




Common Name	Parrotbush
Scientific Name	<i>Banksia sessilis</i>
Noongar name	Pulgart
Maximum size	5m
Habitat 'rating'	     


An easy to grow large shrub with green prickly leaves and attractive white-yellow flowers.

Free habitat trees




Common Name	Marri
Scientific Name	<i>Corymbia calophylla</i>
Noongar name	Marri
Maximum size	40m
Habitat 'rating'	

An easy to grow large tree with white flowers and large gum nuts that provide habitat for a wide range of native wildlife.

Common Name	Jarrah
Scientific Name	<i>Eucalyptus marginata</i>
Noongar name	Jarrah
Maximum size	10m
Habitat 'rating'	

A large, fast growing tree with attractive cream coloured foliage and small nuts.



Common Name	Rottnest Tea-tree
Scientific Name	<i>Melaleuca lanceolata</i>
Noongar name	Moonah
Maximum size	5m
Habitat 'rating'	


A small easy to grow tree with showy white bottlebrush-like flowers and spikey leaves.



Common Name	Pincushion Hakea
Scientific Name	<i>Hakea laurina</i>
Noongar name	Kodjet
Maximum size	5m
Habitat 'rating'	

An ornamental small tree with pincushion shaped deep pink and cream coloured flowers.



Common Name	Western Bottlebrush
Scientific Name	<i>Callistemon phoeniceus</i>
Noongar name	Birdak
Maximum size	3m
Habitat 'rating'	

A large shrub or small tree with showy deep red flowers resembling bottlebrushes.

Please be mindful that limited trees will be available at each giveaway event. Species are subject to change and will be available until stocks run at each allocated timeslot.

Please ensure you have a suitable space for your habitat tree in your front or back garden. Habitat trees are not to be planted on the first 2 metres of your street verge in accordance with the City's Street Verge Guidelines. If you are interested in a free tree for your verge, please apply online at Street tree planting – City of Joondalup.





T: 08 9400 4000
E: info@joondalup.wa.gov.au
90 Boas Avenue Joondalup WA 6027
PO Box 21 Joondalup WA 6919
joondalup.wa.gov.au



This document is available in alternative formats upon request.

